

Welcome to KPMG Crescent

85 Empire Road, Parktown



GPS Coordinates

Latitude: -26.18548 | Longitude: 28.045142
85 Empire Road, Johannesburg, South Africa

Directions:

From Sandton/Pretoria

Take M1 (South) towards Johannesburg
Take Empire off ramp, at the robot turn left to the KPMG main gate. **(NB – the Empire entrance is temporarily closed)**. Continue to Jan Smuts Avenue, turn left and then first left into entrance on Jan Smuts.

From South of Johannesburg /M2

Take M1 (North) towards Sandton/Pretoria
Take Exit 14A for Jan Smuts Avenue toward M27 and turn right into Jan Smuts. At Empire Road turn right, at first traffic lights make a U-turn and travel back on Empire, and left into Jan Smuts Avenue, and first left into entrance.

 KPMG Entrance

 KPMG Entrance temporarily closed

 Off ramp

 On ramp

T: +27 (0)11 647 7111
F: +27 (0)11 647 8000

Private Bag 9,
Parkview, 2122

Welcome to KPMG Wanooka Place

St Andrews Rd, Parktown



GPS Coordinates

Latitude: -26.182416 | Longitude: 28.03816
St Andrews Rd, Parktown, Johannesburg, South Africa




Directions:

From Sandton/Pretoria

Take M1 (South) towards Johannesburg
Take St Andrews off ramp, at the robot drive straight to the KPMG main gate.

From South of Johannesburg /M2

Take M1 (North) towards Sandton/Pretoria
Take Exit 14A for Jan Smuts Avenue toward M27 and continue on St Andrews . Turn right at the next robot into KPMG main gate.

-  KPMG Entrance
-  Off ramp
-  On ramp

T: +27 (0)11 647 7111
F: +27 (0)11 647 8000

Private Bag 9,
Parkview, 2122